



CAMP CHIEF LITTLE TURTLE

The Spirit of Adventure

2024 LEADER'S GUIDE

SCOUTS BSA SUMMER CAMP



Anthony Wayne Area Council, BSA

260-432-9593

www.ccltbsa.org

www.awac.org

Leader Guide is
subject to change.
Revision Date: 01/25/2024

A Message From Our Camping Committee...

Dear Scouts and Scouters,

As warmer months approach, we find ourselves eagerly anticipating the upcoming summer camp - an exciting time filled with camaraderie, learning, and adventure. The Camping Committee is thrilled to announce this year's program, designed to ignite your passion for exploration and personal growth. We encourage each of you to approach this experience with an open heart and a willingness to embrace new challenges. Let's use this year's summer camp as an opportunity to hone our skills, broaden our horizons, and create lasting memories together. We can't wait to see you all there, ready to embark on an incredible journey of discovery and fun together!

Yours in Scouting,
Camping Committee

For information about Chief Little Turtle, visit
<http://historycenterfw.blogspot.com/2013/06/meshekinnoquah-little-turtle.html>

Your 2024 Leadership Team

Kirsten Lautzenhiser

Camp Director
260-366-3119
camp.director.cclt@gmail.com

Tony Miller

Program Director
260-249-4705
Miller.Anthony.Cole@gmail.com

Charles "Bones" Rall

Camp Ranger
260-316-2171
charles.rall@scouting.org

Tara Herman

Kitchen Director
260-241-3839
cclt.kitchen@gmail.com

Jen Snow

Health Officer
260-927-7195
cclt.health@gmail.com

Larry Corbin

Council Commissioner &
Head of Camp Commissioners
260-246-1660
lwcorbin@yahoo.com

Betsy Yankowiak

Director of Camping & Properties
260-704-3457
betsy.yankowiak@scouting.org

**Camp Chief Little Turtle is proud to be Nationally Accredited by
the Boy Scouts of America**

Table of Contents

- A Message from Our Camping Committee..... 1
- Contact Information 1
- Table of Contents 2
- Staff Kudos Link 2
- The Most Important Stuff** 3
- Important Dates 4
- Visitor Meals 4
- Check In and Check Out Day 5
- Commissioner Checkout Form..... 6
- Saturday Breakfast Form..... 7
- What's New? 8
- One Day Merit Badge Program Opportunity..... 9
- Merit Badge Quick Reference Guide 10-14
- Daily/Weekly Schedule 15
- Area Descriptions 16-20
- Order of the Arrow 21
- Camp Programs Overview 22
- Other Opportunities 23
- Commissioners Award Score Sheet 24
- Camp Standards Description for Commissioners Award 25
- Gateway Competition Form 26
- Blue Heron Camper Award Form 27
- Zeiger Service Award 28
- Camp Training Programs 29
- Early Bird Form 30
- Workshop Form 31-32
- Health Forms A, B, C, Dietary Restrictions & Medication Administration Forms33-38
- Pre-Camp Swim Test 39-40
- ATV Hold Harmless Agreement 41
- Reference Guide 42-44
- What to Pack 45
- Camp Map 46
- General Information 47

STAFF KUDOS

Our staff LOVES hearing from you! If you see any of them going above and beyond, please let us know! At the end of every week, we celebrate all of our kudos together. Email compliments to ccltkudos@gmail.com or use this QR code, which may also be found in many areas around camp.

Also, if you really love your experience here, please give us a review on Google! It will help us draw more campers to our beautiful camp!



The Most Important Stuff

If you don't read anything else, at least read this!...

Leadership Policy

PROOF OF REGISTRATION OF ALL ADULTS IS REQUIRED BY THE TWO WEEK PRIOR MEETING. UNREGISTERED ADULTS WILL BE TURNED AWAY FROM CAMP ON CHECK-IN DAY, NO EXCEPTIONS. If staying beyond 72 hours, you must have health form C, in addition to A&B. Units are responsible for providing two-deep leadership at all times.

Merit Badges

- Merit badge registration opens April 15, 2024, and is due by June 7. After June 7, any unfilled slots will be open to day program participants. **If signing up for a multi-day badge, register for that first to avoid confusion within the system, please.**
- Many merit badges require prerequisites. Scouts need to bring in-hand proof of the prerequisites they've completed to show the merit badge counselors for approval.
- We are not a merit badge mill. We offer a wide range of programming and encourage scouts to take full advantage of the fun and adventure of camp. Make memories! It is up to the unit leadership to regulate scouts' schedules to ensure plenty of time for fun and rest, as well as some merit badges.
- Some courses require special equipment such as paper & pen, long pants, boots, phone/camera, laptop computer, Totin Chip, Firearm Chit, Cyber Chip, etc. Please make sure scouts bring these items to camp.

Two Week Prior Meetings

(Camp Coordinators, Scoutmasters, & SPLs encouraged to attend in-person.)

This year, two-week out meetings will be held in person at the AWAC office (8315 W. Jefferson Blvd. Fort Wayne, IN 46804). In order to facilitate and expedite your camp check-in experience, we ask that you bring ALL of the following items with you to this meeting:

- Health forms for all scouts and adults attending camp. (Make sure that all form C's have the required physician's signature, and form A is signed by the parent.)
- **Food allergy/dietary restriction Google forms completed for all applicable scouts/scouters in your unit.**
- ATV Permission Form & Hold-Harmless Agreements for scouts participating in the ATV program.
- All program fees should be paid prior to this meeting.
- Merit badge sign-up should be completed (by June 7), and your SPL should be prepared to sign up for various opportunities around camp.
- Pre-Camp Swim Check forms with Lifeguard Certification.
- Requests for CPAP battery chargers.
- Registration for adult leadership training and volunteer opportunities.
- **Proof of all adults' current YPT training & registration numbers, printed from Scoutbook or your local registrar.**

First Day Arrival/Orientation

For your convenience, we have extended arrival time. Your unit may arrive between 10am and noon on Sunday. Orientation will run from 1-4pm, with a leader's meeting in the Dining Hall from 4:00 - 5:00pm. We will also run an emergency drill Sunday evening. Lunch is not provided on Sundays. Scouts will take swim tests if needed. Please send one leader to the camp office to check in all scout/adult medications between 1-4pm. All medications **MUST** be in their original containers, and scouts should only bring the amount needed to get through the week at camp. If scouts require epi-pens or inhalers, they need to bring 2 (one to keep on themselves, and one to keep in the health lodge).

Showers

Units **MUST** have an adult present when their scouts are using the shower facility. One key per unit will be issued to an adult leader and should remain in adult possession during the duration of camp.

Food Allergies

It is *absolutely imperative* that all food allergies be communicated to our Kitchen Manager by the two-week prior meeting, so we have time to make the necessary accommodations. Please complete our Dietary Restrictions Google Form for every person with dietary restrictions /allergies in your unit.

<https://forms.gle/S6iC3jNVFBtUAEK3A>



Important Dates

June - December

- Choose campsite & pay deposit
- Designate Camp Coordinator

January

- Contact council to set up camp promotion at a unit meeting.
- Register your unit for camp.
- Attend Summer Camp Kickoff with SPL

February

- Secure two-deep leadership

March

- Early bird deposits due (\$75/scout by March 15)
- Review merit badge pre-reqs & special needs with scouts

April

- Ensure all overnight leaders are BSA registered and YPT trained
- Register scouts for merit badges online beginning 4/15.
- Collect all health forms for youth and adults and check for completion
- Dietary restrictions & food allergies form filled out online. See link on pg. 3.
- Final registration payments & program fees to council office or online (\$365/scout if paid by May 1, \$385/scout if paid after May 1) \$155/adult. See p44 for details.)

May

- Plan for visitors at camp.
- Prepare for Gateway Competition.

June

- Attend two-week prior meeting at council office. **Bring the following items:**
 - Health forms for all scouts and adults attending camp. *(Make sure that all form C's have the required physician's signature, and form A is signed by the parent.)*
 - Food allergy/dietary restriction forms filled out online.
 - ATV Permission Form & Hold-Harmless Agreement
 - Payment for remaining fees
 - Merit badge sign-up completed
 - Pre-Camp Swim Check forms with Lifeguard Certification
 - Requests for CPAP battery chargers.
 - Registration for adult leadership training.
 - Proof of adults' current YPT training & registration numbers
- Hold a "shake-down" meeting to ensure all scouts have necessary items packed for camp

NOTE: If you cannot attend the recommended in-person two week prior meeting at the council office, you may mail all of the paperwork listed to our camp office at
2282 W 500 S Pleasant Lake, IN 46779
postmarked by 7 days before your scheduled meeting date, AND attend a meeting via Zoom prior to your arrival date.

WEEK 1

JUNE 16 - 22, 2024

Two-week prior meeting: Mon. June 3, 2024
6:30pm @ AWAC Office

WEEK 2

JUNE 23 - JUNE 29, 2024

Two-week prior meeting: Mon. June 10, 2024
6:30pm @ AWAC Office

WEEK 3

JUNE 30-JULY 6, 2024

Two-week prior meeting: Mon. June 17, 2024
6:30pm @ AWAC Office

WEEK 4

JULY 7 - 13, 2024

Two-week prior meeting: Mon. June 24, 2024
6:30pm @ AWAC Office

Planning for Visitors at Camp

We encourage families to visit their scouts at camp any time. At the end of the week we host Family Friday from 4pm - 10pm so you can see what they've been up to all week! You can enjoy our last open session of the week, explore camp, and experience our closing campfire program with your scout! Please be sure to check-in at the camp office upon arrival at camp, and receive your visitor tag/wristband. You're welcome to eat with your unit that evening as well. Visitor meals are \$10 each and can be purchased before Wednesday night at the camp office by a camp coordinator/scoutmaster/adult leader. Friday visitor meals CANNOT be purchased day of.

Check-In Day

When You Arrive at Camp

- **FIRST** Check-In at the camp office between 10am - 12pm.
 - You will receive a parking pass, camp ID bracelets, and your welcome packet.
- One vehicle & trailer per unit will be allowed to proceed to the campsite at a time. After the first day, all vehicles need to be in the parking lot. No pop-up campers, travel trailers, RV's, personal golf carts, motorcycles, UTV's, or ATV's allowed at camp.
- Set up campsite and **eat lunch by 1pm.**
- **At 1pm**, Staff Guides will meet you at your campsite to begin your orientation tour. Please bring:
 - bathing suit & towel
 - water
 - One leader should bring all medications to the camp office for check in with the health officer.
- **4:00pm Leader's Meeting in Dining Hall**
- 5:30pm Supper rotations begin
 - Wear Class A Uniforms
- 6:15pm Flags on the Parade Field
- 7:15pm Emergency Drill
- 7:45 - 9:30pm Opening Campfire
- 11pm Lights Out

What should I expect
on Check In Day?



Preparing for Check-Out

Units are welcome to check-out whenever it is most convenient for them - Friday evening after Closing Campfire or Saturday morning before 11am. Please alert our camp office early in the week, when you plan to leave by signing up for your Commissioner Checkout Inspection Time in the camp office. This will allow us to ensure that your checkout packet, complete with your unit's blue cards and awards are prepared for you when you check out. If you choose to stay through Saturday morning, we have a simple breakfast to offer you at your campsite. Please fill out the appropriate paperwork to let our kitchen staff know how many breakfasts to send to your campsite.

Check Out To Do List: (to be completed throughout the week...)

- Complete Saturday Breakfast Form (even if your unit does not want Saturday breakfast, please turn in your form with zeros, so that we know you haven't forgotten to order your meal.) Turn form in to the kitchen staff, or in the mailbox behind the Dining Hall **by Tuesday.**
- Sign up for your Commissioner Checkout Inspection time slot in the camp office **by Thursday.**
- Check the Lost and Found (outside the Trading Post) often, especially on your last day of camp.
- When your unit is ready to leave camp, please bring the Commissioner Checkout Form, the med box, and the shower keys to the camp office to turn them all in.
- Once everything is turned in, we will provide you with your checkout packet.

COMMISSIONER CAMPSITE CHECK-OUT FORM

CAMPSITE:

UNIT:

COMMISSIONER:

TENTS:

- No ropes or hangers inside or outside of tent
- No trash in tents
- Tie all flaps and corners closed
- Tighten all support ropes
- All cots and mattresses present

DONE

CAMPSITE:

- Police campsite of all trash and bag for pickup
- Stack firewood neatly and clean out ring
- Fill all holes from gateway
- Return any moved picnic tables (2 per patrol site)

LATRINE & WASHSTAND

- All seats down
- Wash basin, toilets, and urinal clean
- Toilet paper stocked
- Sweep off wash pad and latrine floor

TOOLS AND LATRINE KIT:

- Shovel/Broom/Rake
- Toilet brush (stays in latrine)

CLEAN BULLETIN BOARD

NOTE ALL HOLES, RIPS, AND MOSQUITO NETTING TENTS

NOTES:

PLEASE REMEMBER

- STOP BY CAMP OFFICE TO CHECK-OUT
- DROP OFF THIS SHEET
- PICK UP YOUR CHECKOUT PACKET
- VISIT THE TRADING POST FOR
- SOUVENIRS
- BLUE HERON PATCHES AND PINS

DRIVE SAFELY! SEE YOU NEXT YEAR!

LAST DAY OF CAMP BREAKFAST ORDER FORM

FILLED OUT BY: _____ UNIT: _____

PICKED UP BY: _____ CAMPSITE: _____

Each person may get up to 1 cereal, 1 pop-tart, 1 yogurt, 1 fruit, & 2 milks.
Please fill out accordingly.

Options	Quantity
CHEERIOS	
COCO PUFFS	
FRUIT LOOPS	
STRAWBERRY POP TARTS (2 PER PACKAGE)	
CHOCOLATE POP TARTS (2 PER PACKAGE)	
YOGURT	
WHITE MILK	
CHOCOLATE MILK	
FRUIT	

Please return to KITCHEN MANAGER no later than WEDNESDAY'S Leader Meeting at 9am. If no breakfast is needed, RETURN THIS FORM to indicate. Thank you!

What's New?

More Open Session!

In an effort to meet your requests, we have added additional afternoon open program time on Tuesday and Thursday afternoons! Come enjoy the laid-back fun camp has to offer. See the weekly schedule on pg. 15 for details. Please note that there are a few merit badges that will run during that open program time, so if scouts choose an all-day badge on Tuesday or Thursday, they will need to remain in that class during the open session that day.

New Program Offerings

BSA Lifeguard is back!

CCLT is committed to keeping camp exciting and interesting year after year! We offer merit badge rotation, so that scouts who come to enjoy our camp have the opportunity to experience a wide range of activities.

New merit badges in 2024 include: painting, archeology, mammal study, journalism, and public speaking.

Share Your Pictures With Us!

A picture is worth a thousand words! Many of us take a TON of pictures while we're at camp! We invite you to share those memories with us by emailing your pictures to cclt.photos@gmail.com. Then we can share them with the rest of the campers by adding them to our slideshow in the Dining Hall, or maybe even using them to promote camp in the future!

1st Year Camper Program

You asked for it, and now it's back for a second year! We've re-vamped our 1st Year Camper Program, and it's better than ever! Our amazing 1st Year Camper Staff will walk new scouts through many of their Scout and Tenderfoot requirements during a fun-filled two-day program, Monday & Tuesday, so they can still enjoy camp programming and merit badges!

Low COPE in Canary Valley

We are excited to move our low COPE course into Camp Chief Little Turtle! Ranger Bones and a group of dedicated volunteers installed 9 new elements. What is COPE?! Come check out our COPE Challenge program on Monday evenings at 7:30pm in the Parade Field to get a taste of what COPE is all about!

Hammock Campsites



New COPE





JUNE 17-JULY 12

**\$55
PER DAY**



One-Day Merit Badge Program



**CAN'T SPEND THE WHOLE
WEEK AT CAMP? YOU DON'T
HAVE TO MISS OUT ON ALL
THE FUN! YOU CAN STILL
COME FOR A DAY AND EARN A
BADGE!**



MANY MERIT BADGES AVAILABLE

**REGISTRATION OPENS JUNE 3
SPOTS RESERVED FOR FULL-
WEEK CAMPERS FIRST.**

Questions? Call 260-366-3119 or
Email camp.director.cclt@gmail.com



Legend

***Bolded Items are Eagle Required**

****Programs are subject to change**

*****If programs have one "x" covering two days, this merit badge needs more than one day to complete.**

Classroom - *More hands-on, **Somewhat classroom oriented, ***Classroom oriented

Age - *No minimum age requirement, **Suggested age 14+, ***Suggested age 16+

Rigor - *Low physical activity, **Moderate physical activity, ***Intense physical activity

2024 Merit Badge and Program Offerings

Aquatics Merit Badges	Days Offered					Class Size	Prerequisites	MB Ranking	Costs
	M	T	W	TH	F				
<i>BSA Lifeguard (not a merit badge) (2-3 days - must attend all days) (lunch provided)</i>		x		x		10	BSA Swimmer Test & Swimming MB. May require additional time.	Classroom** Age*** Rigor***	-
CPR/AED/First Aid (CPRO) (9am-1:30pm) (Included w/BSA Lifeguard)		x				30		Classroom*** Age** Rigor**	\$15
Canoeing	x					24	BSA Swimmer Test	Classroom* Age* Rigor**	-
<i>Instructional Swim (not a merit badge) (1/2 day)</i>			AM			8		Classroom* Age* Rigor**	-
Kayaking		AM		AM		12	BSA Swimmer Test	Classroom* Age* Rigor**	-
*Lifesaving	x					12	Swimming MB, Must be able to swim 400yds. Bring street clothes for req 9.	Classroom** Age** Rigor***	-
Open Swim	4-5pm	1:30-4:30pm	4-5pm	1:30-4:30pm					-
Polar Bear Swim 6:00 - 6:30am				x				Classroom* Age* Rigor**	-
Rowing (1/2 day)				AM		8	BSA Swimmer Test	Classroom* Age* Rigor**	-
Small Boat Sailing			x		x	8	BSA Swimmer Test	Classroom* Age** Rigor**	-
<i>Snorkeling (not a merit badge)</i>			AM			6	BSA Swimmer Test	Classroom* Age** Rigor**	-
* Swimming			x		x	20	BSA Swimmer Test & Strong Swimmer	Classroom* Age* Rigor***	-
Scoutmaster Swim 1:30 - 2:30pm			x					18	-

Shooting Sports Merit Badges	M	T	W	TH	F	Class Size	Prerequisites	MB Ranking	Costs
Archery	x	x	x	x		12	Will require additional time to qualify. Pull a 20lb bow.	Classroom* Age* Rigor**	\$3
Muzzleloader Madness (not a merit badge) (signup in office)					AM			Classroom* Age* Rigor**	-
Open Shooting	4-5pm	4-5pm	4-5pm	4-5pm					
Rifle	x	x	x	x		16	Will require additional time to qualify	Classroom* Age* Rigor*	-
Shotgun		x	x			12	Will require additional time to qualify	Classroom* Age** Rigor**	\$20
Scout & Scoutmaster Shootout 7pm				x					-
Soaring Eagle Merit Badges	M	T	W	TH	F	Class Size	Prerequisites	MB Ranking	Costs
*Citizenship in the Nation/World	x	x				24	Req. 2	Classroom** Age** Rigor*	-
*Communication			x		x	12	Req. 5, 8	Classroom*** Age** Rigor*	-
*Emergency Preparedness				x		18	Req. 1 - Earn First Aid MB	Classroom*** Age** Rigor**	-
*First Aid		x				18	Req. 1	Classroom*** Age** Rigor*	-
*Sustainability					PM	18	Req. 1, 5	Classroom*** Age** Rigor*	-
High Adventure Merit Badges	M	T	W	TH	F	Class Size	Prerequisites	MB Ranking	Costs
ATVs (if you're 16+, please try to sign up for the Thurs course first) (Register for Mon-Thur courses online. Sign up for Fri rides in Admin.) (Not a merit badge.)	Red Arrow Trail Ride 9am - 3:30pm Lunch Provided \$20	x	x	Ages 16+ and adults	CCLT Legend Ride 9-11:30am & 2-4:30pm \$10	6	E-course & Hold Harmless Agreement, MUST wear long pants, long sleeves, and boots	Classroom* Age** Rigor***	\$40
Climbing	x				x	10	Wear closed-toe shoes.	Classroom* Age** Rigor***	-
Flying Squirrel (Not a merit badge)				1:30-4:30pm			Wear closed-toe shoes.	Classroom* Age* Rigor***	-
Open Climbing (Signup in office)		1:30-4:30pm					Wear closed-toe shoes.	Classroom* Age** Rigor***	-
Project COPE (Not a merit badge) (Sign up online for this two-day course!)		x				12	Wear closed-toe shoes.	Classroom*** Age*** Rigor***	-

STEAM Merit Badges	M	T	W	TH	F	Class Size	Prerequisites	MB Ranking	Costs
Animation (1/2 day)		AM				24		Classroom* Age* Rigor*	-
Astronomy (Star Party Wednesday 10-11pm)			x			24	Additional Time in the evening required	Classroom* Age* Rigor*	-
Automotive Maintenance					x	12		Classroom*** Age** Rigor**	-
Basketry (1/2 day)				AM		18	Kit required. May require additional time during open session.	Classroom* Age* Rigor*	\$15
Chess	x		x			24		Classroom* Age* Rigor*	-
Crime Prevention & Fingerprinting (1/2 day)		AM				24	Req. 2	Classroom* Age* Rigor*	-
Engineering	x					18	Req. 1, 2, 4, 6, 9	Classroom*** Age** Rigor*	-
Game Design					x	24		Classroom* Age* Rigor*	-
Indian Lore (1/2 day)		AM				18	Req. 5. Kit required.	Classroom* Age* Rigor*	\$16
Journalism & Public Speaking (1/2 day)				AM		12	Journalism 2, Pub Speaking 4	Classroom** Age* Rigor*	-
Leatherworking (1/2 day)	AM					18	Requires Kit, may require additional time during open session	Classroom* Age* Rigor*	\$13
Movie-Making	x					12		Classroom** Age* Rigor*	-
Music			x			12	Bring instrument. Will participate in Open Jam.	Classroom* Age* Rigor*	-
STEAM Open Program	4-5pm	1:30-4:30pm Tie Dye	4-5pm	1:30-4:30pm			Bring a shirt to tie dye	-	-
Painting (1/2 day)				AM		24	Req. 4	Classroom* Age* Rigor**	-
Photography (1/2 day)				AM		20	Req. 1a. Bring a camera/phone	Classroom* Age* Rigor*	-
Radio (1/2 day)		AM				20	Bring cell phone	Classroom* Age* Rigor*	-
Salesmanship (1/2 day)					AM	18	Req. 5	Classroom*** Age* Rigor*	-
Space Exploration			x			24	Kit required.	Classroom* Age* Rigor*	\$12
Theater					x	12	Req. 1	Classroom* Age* Rigor*	-

Woodcarving	AM						18	Totin Chip. Kit required.	Classroom* Age* Rigor*	\$19
Woodworking	x						12	Totin Chip.	Classroom*** Age* Rigor**	\$20
Welding/Metalworking (A four-day class in the evening)				x			20	Evening Program	Classroom** Age** Rigor**	\$15
Outdoor Skills Merit Badges	M	T	W	TH	F	Class Size	Prerequisites	MB Ranking	Costs	
Exploration					x	12	Req. 5	Classroom* Age* Rigor**	-	
Fire Safety (1/2 day)				AM		12	Req. 6a, 6b, 11	Classroom*** Age* Rigor*	-	
Geo-Caching (1/2 day)		AM				12	Bring a GPS or Phone w/GPS	Classroom* Age* Rigor**	-	
ODS Open Program (branding & tomahawks)	4-5pm	1:30-4:30pm	4-5pm	1:30-4:30pm			Bring your own gear to brand	-	-	
Orienteering					x	24		Classroom** Age** Rigor**	-	
Pioneering			x			24		Classroom* Age** Rigor**	-	
Search & Rescue			x			36		Classroom*** Age** Rigor**	-	
Wilderness Survival	x					24	Overnight included	Classroom* Age** Rigor**	-	
First Year Camper (Not a merit badge) (Sign up online for this two day course with exclusive campfire Tuesday evening!)		x				36		Classroom* Age* Rigor**	\$15	
Ecology Merit Badges	M	T	W	TH	F	Class Size	Prerequisites	MB Ranking	Costs	
Archaeology					x	24	7 & 11 Bring paper & pen	Classroom** Age* Rigor**	-	
Bird Study			x			24	Req. 8c. Bring paper & pen	Classroom* Age* Rigor*	-	
* Environmental Science	x				x	24	Bring paper, pen & 2ltr. bottle, will require work outside of session	Classroom** Age** Rigor*	-	
Forestry (1/2 day)				AM		24	Bring paper & pen	Classroom** Age* Rigor*	-	
Geology				x		24	Bring paper & pen	Classroom** Age* Rigor*	-	
Insect Study					x	24	Req. 9 & Bring paper & pen	Classroom* Age* Rigor**	-	
Mammal Study			x			12	Bring paper & pen	Classroom** Age* Rigor*	\$10	

Nature (1/2 day)			AM				24	Bring paper & pen	Classroom* Age* Rigor*	-
Soil & Water Conservation			X				24	Bring paper & pen	Classroom** Age* Rigor*	-
Fishing Merit Badges		M	T	W	TH	F	Class Size	Prerequisites	MB Ranking	Costs
Fishing		X	X		X		18	Live bait available in Trading Post	Classroom* Age* Rigor*	-
Fly-Fishing				X			12	Live bait available in Trading Post	Classroom* Age* Rigor**	-
Other Youth Opportunities		M	T	W	TH	F	Class Size	Prerequisites	MB Ranking	Costs
Campwide Games 7:15-8:30pm					X				Classroom* Age* Rigor**	-
Gaga Ball Tournament 8:00pm (Sign up in camp office)			X						Classroom* Age* Rigor***	-
Little Turtle Cup (Distributed at Mon SPL meeting)	X	X	X	X					Classroom* Age* Rigor**	-
OA Brotherhood Class (Sign up in Camp Office)			X					Must be current w/annual dues	-	\$30
OA Brotherhood Ceremony (Sign up in Camp Office)				X				OA Brotherhood Class	-	-
Slip 'n Slide & COPE Challenges		7:15-8:30pm							Classroom* Age* Rigor***	-
Vespers 7:15pm			X						-	-
Adult Opportunities		M	T	W	TH	F	Class Size	Prerequisites	MB Ranking	Costs
Dutch Oven Cookoff (judging @ leader lunch)				X				Bring your own supplies & tools & ingredients	18	-
Leader Lunch 12:00 - 1:00pm				X					18	-
Leader Meeting 9am	X	X	X	X	X	X		Paper & Pen	18	-

Merit Badge Rotation Schedule

CCLT is committed to keeping our guests excited about our program offerings throughout the years, so we pledge to rotate some of the merit badges we offer, so that as campers continue to attend our camp, they will have the opportunity to try new things. The following merit badges will be offered on a rotation: Entrepreneurship, Journalism, Public Speaking, Movie-Making, Painting, Theater, Exploration, Geo-Caching, Mammal Study, Reptile & Amphibian Study, Soil & Water Conservation, and Fish & Wildlife Management

2024 Weekly Schedule (Subject to Change)

TIME	SUNDAY	MONDAY	TUESDAY	WEDNESDAY	THURSDAY	FRIDAY	SATURDAY	
6:00 AM					Polar Bear Swim			
6:30 AM		Reveille						
7:00 AM		Breakfast Meal Rotations 7:15am						
7:30 AM		Assembly Opening Flags & Morning Announcements						
8:00 AM		MORNING SESSION 9AM - 11:45AM LEADER MEETING COFFEE SOCIAL 9AM IN DINING HALL					Final Checkout 11am	
8:30 AM								
9:00 AM								
9:30 AM								
10:00 AM	Unit Arrival & Campsite Setup. Units provide their own lunch.	LUNCH & PROGRAM BREAK 12:15 - 1:15PM SPL MEETING @ 12:45PM						
10:30 AM								
11:00 AM								
11:30 AM								
12:00 PM								
12:30 PM								
1:00 PM	Camp Orientation Tours. Staff Guides will meet units in campsites.	Afternoon Program Session 1:15-4pm	Open Session 1:30-4:30pm	Afternoon Program Session 1:15-4pm	Open Session 1:30-4:30pm	Afternoon Program Session 1:15-4pm		
1:30 PM								
2:00 PM								
2:30 PM								
3:00 PM	Leader Meeting in Dining Hall	Open Session 4-5pm		Open Session 4-5pm				
3:30 PM								
4:00 PM		First Shift Meal Rotations begin at 5:15pm						
4:30 PM		Assembly & Evening Flags Ceremony						
5:00 PM		Second Shift Meal Rotations begin at 6:15pm						
5:30 PM	Emergency Drill @7:15pm	Slip N Slide & COPE Challenge	Vespers 7:15 - 7:45pm		Campwide Activity/Top Shot	Closing Campfire		
7:00 PM								
7:30 PM	Opening Campfire @7:45pm		OA Brotherhood Class	OA Brotherhood Ceremony				
8:00 PM								
8:30 PM				OA Rededication Ceremony				
9:00 PM								
9:30 PM								
10:00 PM								
10:30 PM								
11:00 PM		Lights Out (Taps)						12/6/23

1st Year Camper Program

Welcome your new Scouts to camp and to Scouting with the First Year Camper Program "Turtle Quest"!

Two days (Monday & Tuesday) full of fun, laughter, and learning.

Turtle Quest is for new scouts, ages 10-13, who are coming to resident camp for the first time. This is a bridge between Cub Camp (Arrow of Light) and Scout Camp. Scouts will learn and use the Patrol Method, Scout Oath and Law, Scout Spirit, basic Scouting skills, and teamwork through games and activities. This is a fun and exciting experience to help acclimate our newest members.

Upon completion of tasks and competitions, Scouts will earn a special token for their achievements.


This program is a two day program on Monday and Tuesday of resident camp. Scoutmasters are encouraged to join us later in the afternoon on Tuesday to hold Scoutmaster Conferences - camp staff will not be signing books. Although our focus is on learning through fun activities, scouts should have the opportunity to achieve many requirements towards Scout and Tenderfoot ranks upon Scoutmaster review.

We will have our own special campfire on Tuesday evening after vespers, where each scout should bring a buddy as they will come back to their campsites when we are done - leaders are also welcome to attend. Scouts will perform skits with their patrols as a First Year Camper unit and celebrate their hard work over these two days.

Scouts should bring their 10 essentials with them everywhere they go.



Watch this video for
more information
about Turtle Quest!



Shooting Sports

Truly a favorite among Scouts, all shooting sports - archery, shotgun, and rifle - take place at Cole Shooting Sports. All of these badges require good hand-eye coordination, and are not recommended for first-year scouts. Additional open sessions may be required to complete these badges. All Shooting Sports activities are supervised by a National Camp School Trained Shooting Sports Director and/or NRA Certified Instructor.

Open Archery/Rifle/Shotgun - Open for Scouts and adults to come and shoot rifle, shotgun, and archery. NOTE: Merit Badge participants will have priority during these times. There is no additional cost for rifle or archery. Shotgun costs \$3 for 5 shells, and is payable in the camp office.

Muzzleloader Madness - Have a blast with the muzzleloaders! Open to all ages with no additional costs. Any watermelons found in and around the range on this day are fair targets...

Open Tomahawk & Knife Throwing - Open for Scouts and adults to come and throw 'hawks or knives. NOTE: This is not a merit badge. No age restrictions.

Scout & Scoutmaster Shootout - Send your unit's top shot youth and adult to compete in our Top Shot Competition Thursday at 7pm!

Aquatics



Get ready for a great time by watching the video linked here!

All aquatic merit badges and activities are instructed on our very own Pit Lake. A former rock quarry, its crystal clear waters and sandy bottom make us proud to say that it is one of the cleanest lakes in Indiana! The Aquatics Program is supervised by a National Camp School Certified Aquatics Instructor.

Instructional Swim - This "Learn-To-Swim" program will introduce Scouts who are beginners or learners to swimming. Focus is on developing strokes and swimming proficiency needed to pass the BSA Swimmers Test. NOTE: This is not a merit badge. If scouts are signed up for Swimming MB, and cannot pass the swim test, they will be redirected to this course.

Snorkeling - Not a merit badge, this experience allows you to earn and wear the Snorkeling Award. Participants must have the swimming merit badge and pass the BSA Swimmers Test.

Stand-Up Paddleboard Award - Not a merit badge, this training allows you to earn and wear the SUP Award during Open Session. Participants must pass the BSA Swimmers Test.

Shooting Sports

Merit Badges Offered

Archery
Rifle
Shotgun

Non-Badge Offerings

Muzzleloader Madness
Tomahawk/Knife Throwing



Aquatics

Merit Badges Offered

Canoeing
Kayaking
*Lifesaving
Rowing

Small Boat Sailing

*Swimming

Non-Badge Offerings

Instructional Swim
Mile Swim
Polar Bear Swim
Snorkeling
Standup Paddleboarding



High Adventure Merit Badges Offered

Climbing

Non-Badge Offerings

ATV

Project COPE
(2 day program)



High Adventure

ATV - Must be over 14 years old and complete the E-Course at <https://atvsafety.org/atv-ecourse/> before camp. **Bring** the completion certificate and hold-harmless agreement & Covid waiver with you to camp, and be prepared to ride (even if only on the waitlist) by having long pants, long sleeve shirt, boots that cover your ankles, and bring a water bottle. There is a \$40 fee for this class, they are offered on Monday, Tuesday, and Wednesday, and class sizes are limited. We will provide ATV, helmet, goggles, and gloves.

This year, we are offering a 2nd year Red Arrow Trail (R.A.T.) ride on Monday only, from 9:00am to 3:30pm, including lunch on the trail. Please pre-register for this ride as you would a class. There is a \$20 fee for the Red Arrow Trail Ride.

***ATV Extra Ride Sessions** - If you already have an ASI Rider Course Card (in-hand), you may sign up in camp office for any extra rides offered Monday and Friday. Open to adults and youth, with ASI card.
Monday - Red Arrow Trail Ride 9:00 - 3:30pm \$20 Fee
Friday - Two Half-Day CCLT Legend Rides

9:00 - 11:30am \$10

2:00 - 4:30pm \$10

Learn more about
ATVs here!



Climbing - Plan to meet the evening before your climb to learn safety and knots for the adventure. Recommended for ages 13 and up.

Project COPE - Challenging Outdoor Personal Experience; team and leadership skill building with the backdrop of initiative games, low ropes course, and elements from our high ropes course! Scouts will be challenged to work as a team to complete various activities as a unit. By succeeding, scouts will progress through the elements, ultimately leading to our “elevated” ventures. This is a two-day course, recommended for more mature scouts.

Curious about COPE?
Check it out by scanning the
QR code for more information!



Field Sports

Non-Merit Badge Offerings

Gaga Ball Tournament
9-Square
Additional Games

Fishing

Merit Badges Offered

Fishing
Fly-Fishing

Fishing

Fish On! This program is located at the fishing shack at Pit Lake next to the Chapel. Live bait is available for purchase through the camp Trading Post.

Ecology-Conservation

All Ecology-Conservation Merit Badges are based out of the Thoms Lodge and utilize the 1200 acres of classroom space on the Anthony Wayne Scout Reservation. The property boasts a wide variety of wildlife including White Tail deer, pheasant, turkey, and the not so elusive Northern Indiana Large Mouth Mosquito! Participation in Eco-Con programs may also qualify youth to earn the World Conservation Award. The Ecology-Conservation Program is supervised by a National Camp School Trained Ecology Director. All programs in this area require paper and writing utensils.

Outdoor Skills

Go back to basics - where scouts can advance their skills with map and compass, pioneering, and camping! Located across from Cole Shooting Sports at Tomahawk Corners.

Search & Rescue (SAR) - Spend the day learning how to find lost/injured persons in the wilderness, then participate in a mock disaster search & rescue event! This badge gained a lot of popularity at camp in 2023! You won't want to miss it!

Learn more about
Search & Rescue here!



Soaring Eagles

Scouts looking to get a great start on many Eagle required badges should definitely take advantage of these sessions. Due to the advanced nature of these courses, it is recommended that scouts are First Class rank or higher to participate. Many of these classes require additional work outside of the session time and have pre-requisites that cannot be completed at camp. Review the merit badge quick-reference guide for pre-requisites and preparation.



What is Soaring
Eagles? Should I be
interested?



Ecology-Conservation Merit Badges Offered

Bird Study

*Environmental Science

Geology

Insect Study

Mammal Study

Nature

Forestry

Soil & Water Conservation

Archaeology

Outdoor Skills

Merit Badges Offered

Exploration

Fire Safety

Orienteering

Pioneering

Wilderness Survival

Search & Rescue

Non Merit Badge Offering

Leave No Trace

Soaring Eagles

Merit Badges Offered

*Citizenship in the Nation/

*Citizenship In the World

*Communication

*Emergency Preparedness

*First-Aid

*Sustainability

STEAM

Merit Badges Offered

Animation

Astronomy

Automotive Maintenance

Aviation

Basketry

Chess

Engineering

Journalism/Public Speaking

Fingerprinting/Crime Prevention

Game Design

Indian Lore

Leatherwork

Movie Making

Music

Painting

Photography/Radio

Salesmanship

Space Exploration

Theater

Welding/Metalwork

Wood Carving

Woodworking

STEAM

Most STEAM programs take place in the Grandstaff Lodge just east of the Dining Hall on the parade field. Many of these merit badges require kits that are provided. In addition, some extra time may be needed to finish a project outside of the session time.

Welding/Metalwork - These two very popular courses are taught together during the evening session. Scouts meet at the registration pavilion near the camp office and are transported to the camp maintenance facility to receive instruction and practice. Recommended for 2nd year campers and older.

Automotive Maintenance & Woodworking merit badges are also held at our camp maintenance facility. Transportation is provided for the scouts attending these courses.



Order of the Arrow



Scan the QR code to see why you should join the OA Program at CCLT!

Kiskakon Lodge Order of the Arrow "Home of the Standing Bear"

The Order of the Arrow is the National Honor Society of the Boy Scouts of America and works to encourage continued participation in Scouting and camping. Kiskakon Lodge provides service to Anthony Wayne Scout Reservation and Camp Chief Little Turtle through cheerful, friendly service. OA programs during summer camp are coordinated by an OA Camp Coordinator, and all programs, unless otherwise announced, will meet at the OA teepee on the parade field, near Grandstaff Lodge.

Brotherhood Class will be offered at 8:00pm in the Dining Hall after Vespers on Tuesday. Cost is \$30 + current dues, if not previously paid. Preregister with merit badge signups online. (AWAC Lodge Members Only.)

Brotherhood Ceremony will be Wednesday night following evening program. This is the opportunity for those eligible (Kiskakon members who have been Ordeal for 6 months) to seal their membership in the Order by taking their Brotherhood. Meet on the porch of the Dining Hall.

OA-Run Campfire will be Wednesday at 9:00pm and includes:

Call-Out Ceremony - *All are welcome and encouraged to meet the newest members.* Out of council units should bring a letter from their home lodge that lists eligible candidates.

Re-Dedication Ceremony will take place after the Call-Out Ceremony. All Arrowmen are invited to participate and receive a special patch.



Camp Programs

Trails

Pit Lake Trek (5mi)

Deer Hollow Trek (5mi)

Mastodon Trek (5mi)

Chief Little Turtle Trail
(10mi)

Kay Houtz Legend Trail
(10mi)

Me-She-Kin-No-Quah
Mountain Bike Trail (8mi)



Trail Awards - The Pokagon-Kekionga Trails Association maintains six marked trails that cover over 35 miles throughout the wilderness at the Anthony Wayne Scout Reservation. All trails begin at the CCLT Parking Lot and are well marked. Trail maps and guides are available through the camp office or the council website. Trail patches and medals are available for purchase through the Trading Post. For more Information go to <https://www.ccltbsa.org/pokagon-kekionga-trails>

Blue Heron Camper Award - This local council award was started in 1993. Units who earn it for the first time wear the Blue Heron Patch. The second year earns them a white arrowhead pin; the third year a yellow arrowhead pin; and the fourth year the black arrowhead pin. The last pin to earn is the red arrowhead pin. Units who have earned the Blue Heron Award for 5 years are presented an award at the closing campfire. Patches and pins are available for purchase from the Camp Trading Post. Unit leadership is responsible for maintaining records and submitting paperwork to the Camp Director to earn the award each year.

Commissioner Award - Earn this by accumulating a total of 125 points or more for the week. The commissioner staff will inspect every unit Monday through Friday, and they are the final authority on all Commissioner Awards. The Commissioner Award is one of the required items for the Blue Heron Award.

Gateway Competition - The gateway will be scored on the following: correct knots and lashings, scout participation, originality, and creativity. Ribbons will be awarded to all participants. The commissioner staff is responsible for judging gateways. The competition is one of the required items for the Blue Heron Award. Please note that gateways **MUST NOT** block the camp service road through or to any campsite. Please locate your gateways to the sides of these roads.

**Does your unit have what it takes
to build a winning gateway?!**



Polar Bear Swim - Weather permitting, the waterfront will be open before breakfast on a designated day for a quick dip in Pit Lake. Patches are available in the Camp Trading Post. Participants will need to sign up in advance at the camp office.

Vespers Service - We will hold a camp-wide non-denominational Vesper service on Tuesday evenings at 7:15pm in the Dining Hall. A Catholic prayer service will be held at the same time at the Chapel.

Goals, Behaviors, and Outcomes: Through the use of the aims and methods of scouting campers will develop a passion to be ambassadors of the scouting program. Campers will embody the scout oath and law while having fun and doing their best while participating in a safe and quality program.

Adult Opportunities

Volunteer to Help - So many of you are talented in so many ways and have a spirit of helpfulness. We welcome your assistance in helping make our program an even better experience for all! If you have special skills and willingness to help in merit badge areas, adult leader training, lifeguarding, or maintenance, please let us know as soon as possible! (This volunteerism can help you qualify for the Zeiger Service Award.)

Top Shot - Send your unit's best marksmen (1 adult and 1 youth) to Cole Shooting Sports on Thursday at 7pm for a competition to determine this week's Top Shot!

Scoutmaster/Adult Swim - Meet at the Aquatics Building for an hour of adult only swim time on Wednesday at 1:30pm.

Dutch Oven Cookoff - On Wednesday afternoon, we will hold our Leader Luncheon. We invite you to bring your best dutch oven dessert to the event for judging!

Additional Youth Offerings

Flour War - Only offered during Week 3 of ScoutsBSA camp, this is a reenactment of a Revolutionary War battle on our parade field. Scouts are encouraged to create their own armor out of cardboard and duct tape, and will be separated into teams for the battle.

Check out drone footage of
the flour war by scanning
this QR Code!



Slip N Slide & COPE Challenge - Monday evening at 7:15pm. Bring your swimming gear and be ready to compete in our water games!

Astronomy Night - Wednesday night at dusk, approximately 10:00pm, on the parade field. Join us for star gazing, identifying constellations, observing the moon and visible planets, and more!

Wilderness Survival Overnight - Scouts will meet at Tomahawk Corners to sleep in the shelter they build for the requirement in this merit badge! Scouts will return to their units in their campsites by 7am Tuesday, so they can enjoy breakfast with their unit.

Gaga Ball Tournament - Tuesday evening at 8pm at the Gaga pit.

Tie-Dye Tuesday - Bring a white t-shirt (or other item) to tie-dye at the STEAM building from 1:30-4:30pm on Tuesday!

Chess Tournament - Meet in the Dining Hall at 1pm Thursday and sit down for a game of chess.

Little Turtle Cup - A scout-led competition that will engage scouts in the spirit of camp throughout the week! Awards will be presented to the winners at closing campfire! Information will be distributed to SPL's at the Monday SPL Meeting.

Commissioners Award Score Sheet

Unit # _____ Campsite _____ Date _____

Items will be evaluated on a 0-4 basis. Units must accumulate a minimum of 125 points to earn the Commissioner Award and be eligible for the Blue Heron Camper Award. In order to "Exceed Camp Standards", units must go above and beyond what is required to meet the camp standard. For example, designing and building a flagpole out of spars would qualify. Inspections begin after lunch on Monday.

**See back of sheet for
Camp Standards**

- 0 - No Participation**
- 1 - Needs Improvement**
- 2 - Below Camp Standards**
- 3 - Meets Camp Standards**
- 4 - Exceeds Camp Standards**

Item	M	T	W	TH	F	Totals
American Flag Displayed						
Fire Plan/Duty Roster						
First Aid Kit						
Axe Yard Properly Marked						
Unit Tools In Proper Place						
Grounds Clean						
Unit Flag Displayed Properly at Parade Field						
Latrine Clean						
Patrol Method & Scout Spirit						
Camp Gadget	N/A					
Fire Extinguisher						
Total						

Camp Chief Little Turtle Commissioner Award

American Flag Displayed - Each campsite should display the American Flag. The flag must be properly displayed as indicated in the Boy Scout Handbook. Each campsite is equipped with one flagpole. If more than one unit is in a campsite, then each unit will share the one flag pole. While not mandatory, it is recommended that units display the American Flag at the entrance of their gateway.

Fire-Plan/Duty Roster Posted - Each unit must have a designated fire pit or ring. A fireguard chart must be completed and posted (available at camp office). Each unit/patrol fire area should be in an existing fire ring. A fire bucket with water, and a fire bucket with sand or dirt must be present. Fire buckets and shovels can be requested from the Quartermaster, if the unit does not have them. NO FIRES may be left unattended, and NO FLAMES in tents must be marked on each tent or next to each tent (camp tents are marked). A daily duty roster must be clearly posted in the campsite indicating daily responsibilities of Scouts and patrols. Bulletin boards are available from the Quartermaster, if the unit does not have one.

First-Aid Kit - Each unit should have a First-Aid Kit located in a central and accessible location that is visible from outside the campsite at all times (not locked in a trailer). The kit should contain items to perform basic first-aid procedures. All injuries requiring first-aid must be reported to the Camp Health Officer. This can be done by filling out the first aid slip.

Axe Yard Properly Marked - Each unit must have an axe yard for scouts. Each axe yard should be well marked and clear of any obstacles. The axe yard should have a gate, place to display Totin' Chip Card, and the chopping block must be secured. All chopping and sawing must be done in the axe yard.

Unit Tools In Proper Place - All unit tools must be stored in a secure location when not in use (a supply tent or unit trailer). Those tools being used during the day in the campsite such as axes and saws must be sheathed and off of the ground.

Grounds Clean - The unit must keep their campsite clean and free of trash, whittling chips, and other materials. All perimeter ropes and gateways must be well maintained and cannot obstruct the camp service road.

Unit Flags Displayed Properly - The unit flag is to be displayed in the ring around the main flagpole. There is a flagpole for every unit flag. Please raise your unit flag during the camp raising ceremony after breakfast, and then retire your flag during the camp flag lowering ceremony. Please do not leave your flag on the pole overnight.

Latrine Clean - The latrine in every campsite must be cleaned and sanitized on a daily basis. The wash stands must have hand soap and hand sanitizer present. Units sharing a campsite must coordinate their cleaning responsibilities. All toilet lids must remain down when not in use. Hoses are NOT to be used to clean latrines. Latrine cleaning kits will be available in the campsite upon arrival. Additional hand soap, hand sanitizer, and cleaning supplies are available through the Quartermaster.

Patrol Method/Scout Spirit - The commissioner staff will be looking for evidence of the patrol method in use by each unit. Evidence of the patrol method/scout spirit may be obtained by observing the patrols in camp-wide activities, campsite, etc.

Camp Gadget - Each unit is encouraged to create a camp gadget that will be useful to them during their week at camp. No grading will be conducted on camp gadgets until Tuesday in order to give scouts time to design and build.

Fire Extinguisher - The unit must keep their campsite (camp provided) fire extinguisher visible for the campsite.

Gateway Competition

Unit # _____ Campsite _____ Date _____

Knots

Number _____ Variety _____ Accuracy _____

Lashings

Number _____ Variety _____ Accuracy _____

Scout Participation Number _____

Originality. 1 2 3 4 5 _____

Creativity 1 2 3 4 5 _____

Height _____ **Width** _____

Description/Comments

Total Score _____

Blue Heron Camper Award

The Blue Heron Camper Award is a great way to keep the Camp Chief Little Turtle Legend alive in your unit! This is a progressive award, recognizing up to five years of camping experience at CCLT. Recognition the first year, consists of the Blue Heron Patch. Each subsequent year earns the colored arrowhead pins to go around the compass of the patch, and then a plaque with the completion of the fifth year. The record of this award is only kept by each individual unit.

To be eligible for the Blue Heron Camper Award, a unit must accomplish the following:

- The unit must accumulate 125 points in their campsite inspections (per the commissioner score sheet).
- The unit must participate in the following camp-wide events:
 - Slip N Slide & COPE Challenge
 - Little Turtle Cup
 - Gateway Competition
- The unit must attend the Camp Vespers/other religious service.
- The unit must complete a camp service project AND a cleaning project as designated by the camp office.
- The unit or a patrol of the unit must teach/lead a song or skit at closing campfire.
- The unit SPL must attend all SPL meetings.
- The unit or patrols of the unit must participate in three of the following:
 - OA Event
 - Trail Hike
 - Polar Bear Swim
 - Flying Squirrel
 - Muzzleloader Madness

I certify that our unit has completed all requirements for the Blue Heron Camper Award.

Scoutmaster _____ Unit # _____

Camp Director Signature _____ Date _____

Patches and pins may be purchased at the Camp Trading Post or the Fort Wayne Scout Shop

Please place our order for:

- 1st year _____ patches @ \$2.50 each (no pins)
- 2nd year _____ white pins @ \$2.00 each
- 3rd year _____ yellow pins @ \$2.00 each
- 4th year _____ black pins @ \$2.00 each
- 5th year _____ red pins @ \$2.00 each
- 5th year _____ unit recognition plaque (presented at campfire)



Zeiger Service Award

The purpose of the Zeiger Award is to recognize volunteer leaders at summer resident camp that go above and beyond to carry out the mission of Camp Chief Little Turtle. Recipients of this award are presented with a special gold-bordered, current year camp patch during closing campfire. Only 100 patches are available each year.

There are two ways to earn the Zeiger Award.

Option 1 - Complete both of the following:

1. Provide 12 hours of service to a camp program area, such as aquatics, shooting sports, fishing, STEAM, sports, the health office, etc.
2. Complete at least two additional requirements from any category in option 2.

Option 2 - Complete a total of 6 requirements, with a minimum of 1 from each category:

Leadership

Development

- Complete any leader-specific training while at camp.
- Complete BSA Lifeguard Training
- Lead a unit service or cleaning project.
- Complete the Project COPE program as a participant (based on available spots).
- Complete the ASI ATV Rider Course as a participant (based on available spots).

Camp Service

- Provide at least 3 hours of service in a program or kitchen assisting with program delivery.
- Provide at least 3 hours of pre-approved assistance to the Camp Ranger.
- Lead a multi-hour camp service project (such as a painting project or trail improvement).
- Serve as a unit host to a provisional scout.

Camp Fun!

- Log at least 3 hours of napping. Log must be kept on a CCLT branded item.
- Play 9 holes of disc golf.
- Challenge another unit leader to a shooting competition at shooting sports.
- Catch a fish.
- Take a hike or lead a hike with other scouts on one of the marked trails.
- Complete (or assist scouts with) the one-mile orienteering course

Camp Promotion

- Invite a camp staff member to your campsite to promote working at camp.
- Complete a unit leader survey and submit to the Camp Director.
- Reserve and pay campsite deposit for next year.
- Make a positive social media post about camp and tag CCLT.

I, _____ from unit # _____ completed the requirements of Option _____ to earn the Zeiger Service Award. Please circle the requirements you completed above, and turn in this whole form to the camp office by Friday at noon.

Camp Director Signature: _____ Date _____

Camp Training Programs

We can offer additional training for those interested, if we receive enough advanced notice. Please review the possible trainings below and plan to sign up for your (and your attending adult/eligible youth) choices no later than your two-week prior meeting. If there is enough interest in a class, then we will make every effort to set up the training during your week at camp.

First Aid/CPR/CPRO - American Red Cross CPR/AED training. Must have at least 8 paid registrants to run. There is a \$15 fee to participate, which must be paid by Monday of your chosen camp week.

Leave No Trace - Leave No Trace helps reinforce the mission of the BSA, and reminds us to respect the rights of other users of the outdoors, as well as future generations. Appreciation for our natural environment, and a knowledge of the interrelationships of nature, bolster our respect and reverence toward the environment and nature.

Eagle Project Seminar - A seminar on the Eagle Scout Rank will be conducted by an experienced adult leader. This is a wonderful opportunity to learn about Eagle projects and paperwork by someone with considerable experience.

Trek Safely - Trek Safely covers seven key safety points about trekking, and is recommended for adult leaders organizing any type of trek.

Climb On Safely - Climb On Safely Online Training covers eight key safety points about climbing and rappelling, and is required training for at least one adult leader on any type of Scouting outing that involves climbing or rappelling. We can provide a computer for you to complete this training.

BSA Lifeguard - Earn your certification at camp! Monday is an all day class, Tuesday morning you will take CPR, Tuesday and Thursday afternoons you will help guard the waterfront during open swim. The Aquatics Director will determine if additional class time is necessary Thursday morning.

There is also a variety of online training that you're welcome to use our laptops (or your own laptop) to complete while at camp. We offer wifi in the Dining Hall and the Leaders' Lounge in the camp office. These include Position-Specific training, such as Scoutmaster, Committee Member, or Merit Badge Counselor training, Safe Swim Defense, Safety Afloat, Hazardous Weather training, and/or update your Youth Protection Training



Being on CCLT Summer Camp Staff is AWESOME!!! We learn new skills, grow in confidence and leadership abilities, and make lifelong friends. Use this QR code to apply to be on camp staff next summer!



Camp Chief Little Turtle Early Bird Deposit Form

Scouts BSA DUE BY March 15, 2024/\$75 each

Cub Scouts DUE BY April 12, 2024/\$50 each

Please print clearly:

Unit Leader Name: _____ Type of Unit: _____ Unit # _____

Phone: _____ Email: _____

Of Scouts BSA attending CCLT in 2024 who did not earn Free Camp _____ x \$75/each Total \$ _____

Of Cub Scouts attending CCLT in 2024 who did not earn Free Camp _____ x \$50/each Total \$ _____

First Name	Last Name	Age	Rank
Scouts who earned the Free Trip to Camp (from popcorn sales) do not pay a deposit, but please include their names:			

Thank you for your Early Bird payment! Remember the balance is due May 1 for BSA Scouts and May 31 for Cub Scouts to receive the discount price. There is no discount for adults.

Please return this completed form to: Program Assistant Julie.Robison@Scouting.org or mail or drop off at:
AWAC, 8315 W Jefferson Blvd, Fort Wayne, IN 46804. Find Camp information at: www.AWAC.org or www.CCLTBSA.org

Paid by: Cash _____ Check _____ Unit Acct # _____ Credit Card _____
 Credit Card # _____ Exp Date _____ CVV _____
 Signature _____ Zip Code _____

A/C 6B847

WORKERSHIP PROGRAM and APPLICATION

Since its founding, a primary aim of Scouting has been to teach self-reliance and promote a strong work ethic. Just as important, perhaps, is the goal that no Cub Scout, Scouts BSA Member, Venture Scout, Sea Scout or Explorer be prevented from participating in a Scouting activity because of lack of funds. The Workership program helps us achieve these objectives.

Each year partial Scout camp fees are awarded to those Scouts who wish to go to camp but are unable to pay. This money is given in return for some form of service to the school, place of worship, the scout's chartered institution or community. **Workership funds are available to all Scouts attending Camp Chief Little Turtle** and can only be used to support attendance at camping programs of the Anthony Wayne Area Council.

To participate the Scout must:

1. Identify a "good turn" work project. This should be a project of the scout's own choosing.

Unit Service projects, such as Scouting for Food, do not qualify, nor do service projects completed as part of a Scout's advancement program count for Workership Projects. Projects are recommended to be a minimum of 10 hours with significant effort on the scout's part, appropriate for his age.

2. Secure their Scout Leader's approval that the project is worthwhile.

3. With the unit leader, fill out the Workership application and submit to Council Camping Director, Anthony Wayne Area Council, 8315 W. Jefferson Blvd., Fort Wayne, IN 46804. You may also email to Julie.Robison@Scouting.org. Please keep a copy for your records.

Submit the application no later than May 1, 2024 for BSA & June 1, 2024 for Cubs.

Approval of the project by the unit leader must be received before any work is begun.

4. Complete the project as agreed to the satisfaction of the unit leader.

5. The unit leader is responsible to see that the project is completed and will verify project completion prior to camp. **NOTE:** Completed projects must be submitted to the council office.

Workerships can be awarded for up to 50% of **early bird** camp fee. Workerships are awarded strictly on the "honor system". No proof of income is required, although the program is designed to help a low-income youth who could not otherwise afford to go to camp.

Properly approved and completed Workership projects will result in credit applied in the Scout's name toward the camp for which they completed the Workership.

Those who wish to contribute to the Workership Fund may do so by sending their contribution to: Council Camping Director, Anthony Wayne Area Council, 8315 W. Jefferson Blvd., Fort Wayne, IN 46804. Please indicate that you would like your contribution to go to the Council Workership Fund.

WORKERSHIP PROPOSAL APPLICATION

Before any work is begun, leader and Scout's family should complete this form, including leader signatures.

Date of Application _____ Week a ending camp _____
Unit # _____ District (Circle One): Lincolnway Pokagon Summit Wabash Valley
Scout's Name _____ Age _____ Rank _____
Address _____
City _____ State _____ Zip Code _____
County of Residence _____ (McComb Family Founda on Scholarship eligibility)
Parent Email _____ Parent Phone _____
Leader's Name _____ Phone _____
Email _____

PROJECT MUST BE LISTED.

What project do you plan to do? _____

Beginning date of project _____ ending date of project _____

Number of hours expected to complete project? _____

Does pack/troop par cipate in Friends of Scou ng? _____

Did pack/troop sell popcorn? _____. Is any popcorn income to be used for camp? _____

Reason for need (Please be specific) _____

Icer fy that our family needs assistance. A camping experie nce will not be possible without assistance from the Workership Fund.

Parent's Signature _____ Date _____

Unit Leader Signature _____ Date _____

Amount of Camp Fee (early) \$ _____

Unit or Ins tu onal Assistance \$ _____

Amount Family will pay \$ _____

Workership Amount Requested \$ _____ **no more than 50% of early bird fee**

A er comple ng the form submit:Council Camping Director, Anthony Wayne Area Council, 8315 W. Jefferson Blvd., Fort Wayne, In 46804. You may also email to Julie.Robison@Scou ng.org or fax to 260-436-1824.

.....

COUNCIL USE ONLY:

Date Report Received _____ Amount Authorized \$ _____

Credit Issued By _____ Date _____

Recorded _____ No fica on sent by mail _____ email _____

Has project been completed? _____

Part A: Informed Consent, Release Agreement, and Authorization

Full name: _____

Date of birth: _____

High-adventure base participants:

Expedition/crew No.: _____

or staff position: _____

Informed Consent, Release Agreement, and Authorization

I understand that participation in Exploring activities involves the risk of personal injury, including death, due to the physical, mental, and emotional challenges in the activities offered. Information about those activities may be obtained from the venue, activity coordinators, or your local council. I also understand that participation in these activities is entirely voluntary and requires participants to follow instructions and abide by all applicable rules and the standards of conduct.

In case of an emergency involving me or my child, I understand that efforts will be made to contact the individual listed as the emergency contact person by the medical provider and/or adult leader. In the event that this person cannot be reached, permission is hereby given to the medical provider selected by the adult leader in charge to secure proper treatment, including hospitalization, anesthesia, surgery, or injections of medication for me or my child. Medical providers are authorized to disclose protected health information to the adult in charge, camp medical staff, camp management, and/or any physician or health-care provider involved in providing medical care to the participant. Protected Health Information/Confidential Health Information (PHI/CHI) under the Standards for Privacy of Individually Identifiable Health Information, 45 C.F.R. §§160.103, 164.501, etc. seq., as amended from time to time, includes examination findings, test results, and treatment provided for purposes of medical evaluation of the participant, follow-up and communication with the participant's parents or guardian, and/or determination of the participant's ability to continue in the program activities.

(If applicable) I have carefully considered the risk involved and hereby give my informed consent for my child to participate in all activities offered in the program. I further authorize the sharing of the information on this form with any Exploring volunteers or professionals who need to know of medical conditions that may require special consideration in conducting Exploring activities.


With appreciation of the dangers and risks associated with Exploring programs and activities, on my own behalf and/or on behalf of my child, I hereby fully and completely release and waive any and all claims for personal injury, death, or loss that may arise against Learning for Life, Exploring, the Boy Scouts of America, the local council, the activity coordinators, and all employees, volunteers, related parties, or other organizations associated with any program or activity.

I also hereby assign and grant to the local council, Learning for Life, Exploring, and the Boy Scouts of America, as well as their authorized representatives, the right and permission to use and publish the photographs/film/videotapes/electronic representations and/or sound recordings made of me or my child at all Exploring activities, and I hereby release Learning for Life, Exploring, the Boy Scouts of America, the local council, the activity coordinators, and all employees, volunteers, related parties, or other organizations associated with the activity from any and all liability from such use and publication. I further authorize the reproduction, sale, copyright, exhibit, broadcast, electronic storage, and/ or distribution of said photographs/film/videotapes/electronic representations and/or sound recordings without limitation at the discretion of Learning for Life, Exploring, and the Boy Scouts of America, and I specifically waive any right to any compensation I may have for any of the foregoing.

Every person who furnishes any BB device to any minor, without the express or implied permission of the parent or legal guardian of the minor, is guilty of a misdemeanor. (California Penal Code Section 19915[a]) My signature below on this form indicates my permission.

I give permission for my child to use a BB device. (Note: Not all events will include BB devices.)

Checking this box indicates you DO NOT want your child to use a BB device.

 NOTE: Due to the nature of programs and activities, Learning for Life, Exploring, the Boy Scouts of America, and local councils cannot continually monitor compliance of program participants or any limitations imposed upon them by parents or medical providers. However, so that leaders can be as familiar as possible with any limitations, list any restrictions imposed on a child participant in connection with programs or activities below.

List participant restrictions, if any: _____

None

I understand that, if any information I/we have provided is found to be inaccurate, it may limit and/or eliminate the opportunity for participation in any event or activity. If I am participating at Philmont Scout Ranch, Philmont Training Center, Northern Tier, Sea Base, or the Summit Bechtel Reserve, I have also read and understand the supplemental risk advisories, including height and weight requirements and restrictions, and understand that the participant will not be allowed to participate in applicable high-adventure programs if those requirements are not met. The participant has permission to engage in all high-adventure activities described, except as specifically noted by me or the health-care provider. If the participant is under the age of 18, a parent or guardian's signature is required.

Participant's signature: _____ Date: _____

Parent/guardian signature for youth: _____ Date: _____

(If participant is under the age of 18)

Complete this section for youth participants only:

Adults Authorized to Take Youth to and From Events:

You must designate at least one adult. Please include a phone number.

Name: _____

Name: _____

Phone: _____

Phone: _____

Adults NOT Authorized to Take Youth to and From Events:

Name: _____

Name: _____

Phone: _____

Phone: _____

Part B1: General Information/Health History

Full name: _____

Date of birth: _____

High-adventure base participants:

Expedition/crew No.: _____
or staff position: _____

Age: _____ Gender: _____ Height (inches): _____ Weight (lbs.): _____

Address: _____

City: _____ State: _____ ZIP code: _____ Phone: _____

Unit leader: _____ Unit leader's mobile #: _____

Council Name/No.: _____ Unit No.: _____

Health/Accident Insurance Company: _____ Policy No.: _____

! Please attach a photocopy of both sides of the insurance card. If you do not have medical insurance, enter "none" above.

In case of emergency, notify the person below:

Name: _____ Relationship: _____

Address: _____ Home phone: _____ Other phone: _____

Alternate contact name: _____ Alternate's phone: _____

Health History

Do you currently have or have you ever been treated for any of the following?

Yes	No	Condition	Explain
		Diabetes	Last HbA1c percentage and date: _____ Insulin pump: Yes <input type="checkbox"/> No <input type="checkbox"/>
		Hypertension (high blood pressure)	
		Adult or congenital heart disease/heart attack/chest pain (angina)/heart murmur/coronary artery disease. Any heart surgery or procedure. Explain all "yes" answers.	
		Family history of heart disease or any sudden heart-related death of a family member before age 50.	
		Stroke/TIA	
		Asthma/reactive airway disease	Last attack date: _____
		Lung/respiratory disease	
		COPD	
		Ear/eyes/nose/sinus problems	
		Muscular/skeletal condition/muscle or bone issues	
		Head injury/concussion/TBI	
		Altitude sickness	
		Psychiatric/psychological or emotional difficulties	
		Neurological/behavioral disorders	
		Blood disorders/sickle cell disease	
		Fainting spells and dizziness	
		Kidney disease	
		Seizures or epilepsy	Last seizure date: _____
		Abdominal/stomach/digestive problems	
		Thyroid disease	
		Skin issues	
		Obstructive sleep apnea/sleep disorders	CPAP: Yes <input type="checkbox"/> No <input type="checkbox"/>
		List all surgeries and hospitalizations	Last surgery date: _____
		List any other medical conditions not covered above	



Part B2: General Information/Health History

Full name: _____

Date of birth: _____

High-adventure base participants:

Expedition/crew No.: _____
or staff position: _____

Allergies/Medications

DO YOU USE AN EPINEPHRINE AUTOINJECTOR? Exp. date (if yes) _____ YES NO

DO YOU USE AN ASTHMA RESCUE INHALER? Exp. date (if yes) _____ YES NO

Are you allergic to or do you have any adverse reaction to any of the following?

Yes	No	Allergies or Reactions	Explain	Yes	No	Allergies or Reactions	Explain
		Medication				Plants	
		Food				Insect bites/stings	

List all medications currently used, including any over-the-counter medications.

Check here if no medications are routinely taken. If additional space is needed, please list on a separate sheet and attach.

Medication	Dose	Frequency	Reason

YES NO Non-prescription medication administration is authorized with these exceptions: _____

Administration of the above medications is approved for youth by:

Parent/guardian signature / MD/DO, NP, or PA signature (if your state requires signature)



Bring enough medications in sufficient quantities and in the original containers. Make sure that they are NOT expired, including inhalers and EpiPens. You SHOULD NOT STOP taking any maintenance medication unless instructed to do so by your doctor.

Immunization

The following immunizations are recommended. Tetanus immunization is required and must have been received within the last 10 years. If you had the disease, check the disease column and list the date. If immunized, check yes and provide the year received.

Yes	No	Had Disease	Immunization	Date(s)
			Tetanus	
			Pertussis	
			Diphtheria	
			Measles/mumps/rubella	
			Polio	
			Chicken Pox	
			Hepatitis A	
			Hepatitis B	
			Meningitis	
			Influenza	
			Other (i.e., HIB)	
			Exemption to immunizations (form required)	

Please list any additional information about your medical history:

DO NOT WRITE IN THIS BOX.

Review for camp or special activity.

Reviewed by: _____

Date: _____

Further approval required: Yes No

Reason: _____

Approved by: _____

Date: _____



Prepared. For Life.®

Part C: Pre-Participation Physical

This part must be completed by certified and licensed physicians (MD, DO), nurse practitioners, or physician assistants.

Full name: _____

Date of birth: _____

High-adventure base participants:

Expedition/crew No.: _____

or staff position: _____



You are being asked to certify that this individual has no contraindication for participation in a Learning for Life or Exploring experience. For individuals who will be attending a high-adventure program, including one of the national high-adventure bases, please refer to the supplemental information on the following pages or the form provided by your patient. You can also visit www.scouting.org/health-and-safety/ahmr to view this information online.

Please fill in the following information:

	Yes	No	Explain
Medical restrictions to participate	<input type="checkbox"/>	<input type="checkbox"/>	

Yes	No	Allergies or Reactions	Explain
<input type="checkbox"/>	<input type="checkbox"/>	Medication	
<input type="checkbox"/>	<input type="checkbox"/>	Food	

Yes	No	Allergies or Reactions	Explain
<input type="checkbox"/>	<input type="checkbox"/>	Plants	
<input type="checkbox"/>	<input type="checkbox"/>	Insect bites/stings	

Height (inches)	Weight (lbs.)	BMI	Blood Pressure	Pulse

	Normal	Abnormal	Explain Abnormalities
Eyes	<input type="checkbox"/>	<input type="checkbox"/>	
Ears/nose/throat	<input type="checkbox"/>	<input type="checkbox"/>	
Lungs	<input type="checkbox"/>	<input type="checkbox"/>	
Heart	<input type="checkbox"/>	<input type="checkbox"/>	
Abdomen	<input type="checkbox"/>	<input type="checkbox"/>	
Genitalia/hernia	<input type="checkbox"/>	<input type="checkbox"/>	
Musculoskeletal	<input type="checkbox"/>	<input type="checkbox"/>	
Neurological	<input type="checkbox"/>	<input type="checkbox"/>	
Skin issues	<input type="checkbox"/>	<input type="checkbox"/>	
Other	<input type="checkbox"/>	<input type="checkbox"/>	

Examiner's Certification

I certify that I have reviewed the health history and examined this person and find no contraindications for participation in a Learning for Life or Exploring experience. This participant (with noted restrictions):

True	False	Explain
<input type="checkbox"/>	<input type="checkbox"/>	Meets height/weight requirements.
<input type="checkbox"/>	<input type="checkbox"/>	Has no uncontrolled heart disease, lung disease, or hypertension.
<input type="checkbox"/>	<input type="checkbox"/>	Has not had an orthopedic injury, musculoskeletal problems, or orthopedic surgery in the last six months or possesses a letter of clearance from his or her orthopedic surgeon or treating physician.
<input type="checkbox"/>	<input type="checkbox"/>	Has no uncontrolled psychiatric disorders.
<input type="checkbox"/>	<input type="checkbox"/>	Has had no seizures in the last year.
<input type="checkbox"/>	<input type="checkbox"/>	Does not have poorly controlled diabetes.
<input type="checkbox"/>	<input type="checkbox"/>	If planning to scuba dive, does not have diabetes, asthma, or seizures.

Examiner's signature: _____ Date: _____

Examiner's printed name: _____

Address: _____

City: _____ State: _____ ZIP code: _____

Office phone: _____

Height/Weight Restrictions

If you exceed the maximum weight for height as explained in the following chart and your planned high-adventure activity will take you more than 30 minutes away from an emergency vehicle/accessible roadway, you may not be allowed to participate.

Maximum weight for height:

Height (inches)	Max. Weight	Height (inches)	Max. Weight	Height (inches)	Max. Weight	Height (inches)	Max. Weight
60	166	65	195	70	226	75	260
61	172	66	201	71	233	76	267
62	178	67	207	72	239	77	274
63	183	68	214	73	246	78	281
64	189	69	220	74	252	79 and over	295

DCS - Camp Chief Little Turtle Medications Administration Record
Prescription or Over-the-Counter Medications & Medical Assisted Devices

MEDICINE: All medications must be in their ORIGINAL container. Medications not provided in their ORIGINAL container WILL NOT be accepted. Scouts on medications must have a completed medication record sheet signed by their parent upon arrival to camp. **PLEASE ONLY bring the amount needed for your stay at CCLT.** Those with epi-pens, inhalers, etc. should bring **TWO**, marked with the Scout's full name. An extra shall be kept in the Health Lodge as a precaution.

All medications will be kept in the Medication Lockbox at the unit's campsite and will be the responsibility of each unit's leader. Only those medications that require refrigeration or other temperature controlled storage will be kept in the Health Office.

Please complete and return this form w/ your health form to your unit leader.

Name: _____ Unit #: _____ Age: _____

Dietary or Medical Concerns: _____

Parent Signature(if needed) _____ Date _____

Over-the-Counter Medication: I authorize the medical staff of Camp Chief Little Turtle to administer the following over-the-counter medications. **Please circle your choices.**

- ▶ Anti-histamines ▶ Acetaminophen ▶ Ibuprofen ▶ Cough Drops ▶ Anti-itch cream
 ▶ Pepto-Bismol tablets ▶ NONE ▶ OTHER: _____

Prescription Medication: Medication: _____ # in bottle _____ Dose: _____
 Days to be given: _____ Method: ▶ Oral ▶ Injected ▶ rectal ▶ Topical ▶ Inhaled

	Sunday	Monday	Tuesday	Wednesday	Thursday	Friday	Saturday
8:00 am							
12:30 pm							
6:30 pm							
9:00 pm							

Prescription Medication: Medication: _____ # in bottle _____ Dose: _____
 Days to be given: _____ Method: ▶ Oral ▶ Injected ▶ Rectal ▶ Topical ▶ Inhaled

	Sunday	Monday	Tuesday	Wednesday	Thursday	Friday	Saturday
8:00 am							
12:30 pm							
6:30 pm							
9:00 pm							

Prescription Medication: Medication: _____ # in bottle _____ Dose: _____
 Days to be given: _____ Method: ▶ Oral ▶ Injected ▶ rectal ▶ Topical ▶ Inhaled

	Sunday	Monday	Tuesday	Wednesday	Thursday	Friday	Saturday
8:00 am							
12:30 pm							
6:30 pm							
9:00 pm							

Prescription Medication: Medication: _____ # in bottle _____ Dose: _____
 Days to be given: _____ Method: ▶ Oral ▶ Injected ▶ Rectal ▶ Topical ▶ Inhaled

	Sunday	Monday	Tuesday	Wednesday	Thursday	Friday	Saturday
8:00 am							
12:30 pm							
6:30 pm							
9:00 pm							

Prescription Medication: Medication: _____ # in bottle _____ Dose: _____
 Days to be given: _____ Method: ▶ Oral ▶ Injected ▶ rectal ▶ Topical ▶ Inhaled

	Sunday	Monday	Tuesday	Wednesday	Thursday	Friday	Saturday
8:00 am							
12:30 pm							
6:30 pm							
9:00 pm							

Prescription Medication: Medication: _____ # in bottle _____ Dose: _____
 Days to be given: _____ Method: ▶ Oral ▶ Injected ▶ Rectal ▶ Topical ▶ Inhaled

	Sunday	Monday	Tuesday	Wednesday	Thursday	Friday	Saturday
8:00 am							
12:30 pm							
6:30 pm							
9:00 pm							

Prescription Medication: Medication: _____ # in bottle _____ Dose: _____ Days to be given: _____
 Method: ▶ Oral ▶ Injected ▶ rectal ▶ Topical ▶ Inhaled

	Sunday	Monday	Tuesday	Wednesday	Thursday	Friday	Saturday
8:00 am							
12:30 pm							
6:30 pm							
9:00 pm							

Prescription Medication: Medication: _____ # in bottle _____ Dose: _____
 Days to be given: _____ Method: ▶ Oral ▶ Injected ▶ Rectal ▶ Topical ▶ Inhaled

	Sunday	Monday	Tuesday	Wednesday	Thursday	Friday	Saturday
8:00 am							
12:30 pm							
6:30 pm							
9:00 pm							

Prescription Medication: Medication: _____ # in bottle _____ Dose: _____ Days to be given: _____
 Method: ▶ Oral ▶ Injected ▶ rectal ▶ Topical ▶ Inhaled

	Sunday	Monday	Tuesday	Wednesday	Thursday	Friday	Saturday
8:00 am							
12:30 pm							
6:30 pm							
9:00 pm							

Prescription Medication: Medication: _____ # in bottle _____ Dose: _____
 Days to be given: _____ Method: ▶ Oral ▶ Injected ▶ Rectal ▶ Topical ▶ Inhaled

	Sunday	Monday	Tuesday	Wednesday	Thursday	Friday	Saturday
8:00 am							
12:30 pm							
6:30 pm							
9:00 pm							

*The above grids to be completed by unit leader or staff only!

Medical Assisted Device:

All Scouts/Scouters needing electricity for medical assisted devices need to notify Council Office with your units final payment. **Availability is limited.** No electricity is available in the campsites.

Please list the type of equipment you will be bringing: _____

Will electricity be needed for the device(s)? YES NO Will you be bringing a personal battery for powering your equipment? YES NO

Battery charging is available in the Administration Office for these needs.

CCLT Pre-Camp Swim Test

Complete the Unit Swim Classification Test. This test must be led by an approved-by-the-Council unit leader, and conducted by a recognized/certified Instructor. Record the results of the Swim Classification test on the form provided. Details on the requirements for the Swim Classification test are found on the back of this sheet. Any Scout not listed on the Unit Swim Classification Test Form will be labeled a non-swimmer until he or she completes a swim classification test at camp. Upon arrival in camp, we will confirm your unit roster, and your unit will be able to proceed with the remaining orientation. Those that have completed the swim test will not need to complete a swim check at camp.

SPECIAL NOTE: When swim test are conducted away from camp, or at the point of activity, the Camp Aquatics Director shall at all times reserve the authority to review or retest all participants to ensure that standards have been maintained.

The following steps must be followed to complete the unit swim classification test prior to camp.

- The swim classification test must be conducted by one of the following individuals: Aquatics Instructor (BSA Camp School trained), Aquatic Supervisor (BSA Camp School trained), BSA Lifeguard, certified lifeguard, swimming instructor, or swim coach. When the unit goes to summer camp, each individual will be issued a buddy tag under direction of the Camp Aquatics Director.
- **Attach a copy of the certificate card of certifying instructor, to the unit swim classification record.**
- Complete the classification test after January 1, of the summer camp year. (Any illness or injury to a Scout or Scouter between the swim test and camp needs to be addressed at camp.)
- Bring unit swim classification record to the two-week prior meeting.

Swim Classification Procedures

The swim classification of individuals participating in a Boy Scout of America activity is a key element in both Safe Swim Defense and Safety Afloat. The swim classification tests should be renewed annually, and no more than 6 months prior to summer camp.

All persons participating in BSA aquatics are classified according to swimming ability. The classification tests and test procedures have been developed and structured to demonstrate a skill level consistent with the circumstances in which the individual will be in the water. The Swimmer's Test demonstrates the minimum level of swimming ability for recreational and instructional activity in a confined body of water with a maximum 12-foot depth, and with shallow water footing, or a pool or pier edge always within 25 feet of the swimmer. The various components of each test evaluate the several skills essential to the minimum level of swimming ability. Each step of the test is important, and should be followed as outlined below:

Swimmer's Test - Jump feet first into water over the head in depth, level off, and begin swimming. Swim 75 yards in a strong manner, using one or more of the following strokes: breast stroke, trudgen, or crawl; then swim 25 yards using an easy resting back stroke. The 100 yards must be swum continuously, and include at least one sharp turn. After completing the swim, rest by floating.

Beginner's Test - Jump feet first into water over the head in depth, level off, swim 25 feet on the surface, stop, turn sharply, resume swimming as before, and return to starting place.

Unit Swim Classification Test Record

Unit # _____ Date of swim test: _____

Name	Non-Swimmer	Beginner	Swimmer

Name of Person conducting test (include copies of certification).

Print Name: _____ Signature: _____

Certification/License: _____

Issuing Organization: _____

Unit Leader: _____ Signature: _____

Date: _____

Participation & Hold Harmless Agreement

All Terrain Vehicle (ATV) Program

Camp Chief Little Turtle, AWSR from the Anthony Wayne Area Council, will be conducting an ATV program at camp. Scouts will be instructed how to ride on and drive an ATV. Scouts will be taught ATV safety, and will drive on a training course, then on approved trails only. Scouts will be on the vehicle individually, and in control of the power and brakes. Scouts will be required to wear a helmet, goggles, gloves, over-the-ankle boots, long-sleeve shirts, and long pants. Scouts are expected to abide by all safety rules and the instructions of the camp instructor(s).

I, the undersigned, give my child, _____, permission to participate in this program. I understand that participation in the activity involves a certain degree of risk. I have carefully considered the risk involved, and have given consent for my child to participate in the activity. I understand that participation in the activity is entirely voluntary, and requires participants to abide by the rules and standards of conduct. I release the Boy Scouts of America, the local council, the activity coordinators, and all employees, volunteers, related parties, or other organizations associated with the activity from any and all claims or liability arising out of this participation.

For safety, my child and I agree that he/she will do the following, or he/she will be removed from the program.

Because space is limited, any additional cost associated with participation in this program will not be refunded.

1. Complete the ATV safety class taught at Camp Chief Little Turtle
2. Wear all required safety gear at all times on or around the equipment.
3. Follow all safety rules provided in the training class.
4. Follow the instructions of the camp staff instructor(s).
5. Maintain control of the ATV at all times, and remain within the speed determined to be safe by the camp instructor(s).
6. Be in full compliance with all local, state, and federal guidelines, including age restrictions and original equipment manufacturer standards.
7. Respond to the camp satisfaction survey from the Boy Scouts of America as it evaluates the ATV program.

Scout's Age: _____ Week Coming to Camp: _____

Participant's Signature: _____ Date: _____

Parent/Guardian's Signature: _____ Date: _____

Parent/Guardian's Printed Name: _____

Home Phone # _____ Cell Phone # _____

Reference Guide

Camp Office: The camp office hours are between 8am and 9pm, but are subject to change. Camp office opens June 3, 2024 and closes July 27, 2024. Outside of these dates, please contact the council office.

Camp Phone/**Emergency # 260-475-5099** Camp Fax # 260-475-1709

Mail Service: Mail can be sent and received. Stamps and writing materials are available at the Trading Post. Mail arriving after campers have left will be marked "Return to Sender".

Scout's Name _____ . Unit # _____

Anthony Wayne Scout Reservation

2282 W 500 S

Pleasant Lake, IN 46779-9643

Lost and Found: Most lost and found items will be kept outside of the Trading Post, while valuable items will be kept at the camp office. AWAC is not responsible for any unit or personal items that may be lost, stolen, or damaged. Items are disposed of one week after each camp session.

Visitor Policy: We encourage families to visit their campers at camp and explore our facility! You're welcome to visit any time of the week, but we especially invite you to join us for Family Friday. All visitors must sign in and receive a visitor tag/bracelet at the camp office. If you need meals during your visit, you can purchase those for \$10/meal ahead of time through your camp coordinator/scoutmaster/adult leader. Friday visitor meals **MUST** be purchased in advance so that our kitchen has time to prepare.

Personal Bikes: Personal bikes may be used on our trails at camp and to travel to and from merit badges. Units are responsible for transporting them to and from camp. CCLT is not responsible for personal bikes used for program. Helmets and shoes must be worn at all times.

Fireworks/Firearms: Personal firearms, fireworks, ammunition, and bow hunting equipment are strictly prohibited. Sheath knives used as camp tools may be used by adults 18 years and older, **NOT** by youth.

Campfire Policy:

Fire Rings: All fires must be burned in a fire ring. No materials are to be burned outside of the fire ring. Fire rings and firewood will be provided by the Anthony Wayne Scout Reservation.

Fuel: Only wood provided by the Scout Reservation (with the exception of kiln dried lumber) is to be burned at camp. Liquid fuels (white gas, lantern fuel, lighter fluid, etc.) must be stored in a ventilated, locking box a minimum of 20 feet from all buildings, tents, and open flames.

Area and Safety Considerations: Units must complete and follow the Fireguard Plan. Plan will be provided upon arrival. It is recommended that an area of 10 feet around the fire ring area be checked for and cleared of flammable debris.

Personal Gear: A suggested list of personal gear can be found on page 45. Everything you need can easily be packed in a backpack or duffel bag. The less you bring, the easier it is to transport to your campsite. Scouts should bring at least two pairs of shoes, including one pair of hiking boots/shoes. All personal gear should be marked with the Scout's name and unit number.

Camp Housing: CCLT provides tented and non-tented sites. Tented sites have BSA wall tents, designed for two scouts or adults. Tents stand on a wood platform and include cots, mattresses, and mosquito netting. Each site has latrine facilities, a wash stand, and a flagpole. Camp management reserves the right to re-assign campsites and units. All units should plan on sharing the site with other units as there are multiple unit sites in each campsite.

Camp Showers: Located near Shawnee campsite. Units **MUST** have an adult present when their scouts are using the facility. Adults and scouts are responsible for keeping the shower house and restrooms in good order. One key per unit will be issued to an adult leader. If more keys are needed, please see the camp office.

Cell Phone Policy: Cell phone usage during program time is at the discretion of the Counselor. Outside of program it is up to unit leaders. Some merit badges do require the use of electronics, such as a camera, the camera on a cell phone, and/or a laptop computer. Please see the Merit Badge Quick Reference Guide to make sure your scout comes prepared.

BSA Rules and Policies: CCLT complies with and enforces all BSA rules, policies, and procedures. A complete list of National BSA policies can be found in the Guide to Safe Scouting, or at www.scouting.org.

Reference Guide

Vehicles In Camp: One vehicle per unit at a time ON CHECK-IN DAY ONLY. Each unit is allowed one trailer in the campsite. DO NOT transport anyone outside the passenger cab of your vehicle at any time. Everyone riding in a vehicle MUST have and wear a seat belt at all times.

Emergency Plans: Detailed plans have been developed to handle emergencies that may arise at camp. Details about these plans will be made available to leaders upon arrival at camp. Unit leaders are encouraged to leave their cell phone number at the camp office in case we need to contact someone from the unit.

Drugs/Alcohol/Smoking: Alcohol and illicit drugs are strictly prohibited. Violators will be removed from camp by the Steuben County Sheriff's Department. All medications MUST be kept in the lockable med box provided by CCLT. Adults are not permitted by BSA Policy to smoke or vape in front of Scouts at any time. Please consult the camp office for designated smoking areas.

USDA Discrimination Statement: *In accordance with Federal Law and US Department of Agriculture policy, this Institution is prohibited from discriminating on the basis of race, color, national origin, sex, age, or disability.*

To file a complaint of discrimination, write USDA, Director, Office of Adjudication, 1400 Independence Avenue, SW. Washington, D.C. 20250-9410 or call (866) 632-9992 (Voice). Individuals who are hearing impaired or have speech disabilities may contact USDA through the Federal Relay Service at (800) 877-8339; or (800) 845-6136 (Spanish). USDA is an equal opportunity provider and employer.

It is the policy of the Indiana Department of Education not to discriminate on the basis of race, color, religion, sex, national origin, age, or disability, in its programs, activities, or employment policies as required by the Indiana Civil Rights Law (I.C. 22-9-1), Title VI and VII (Civil Rights Act of 1964), the Equal Pay of 1973, Title IX (Educational Amendments), Section 504 (Rehabilitation Act of 1973), and the Americans with Disabilities Act (42 USCS & 12101, et seq.).

Inquiries regarding compliance by the Indiana Department of Education with Title IX and other civil rights laws may be directed to the Title IX Coordinator, Indiana Department of Education, Room 229, State House, Indianapolis, IN 46204-2798, or by telephone to (317) 232-6610 or the Director of the Office for Civil Rights, US Department of Education, 111 North Canal Street, Suite 1053, Chicago, IL 60606-7204 (312) 886-8434 Jennifer McCormick, Indiana Superintendent of Public Instruction.

Medication Lock Box Procedures

- Upon arrival at camp, all medications will be reviewed by the Health Officer during check-in of unit physicals. Medication not requiring refrigeration or temperature controlled storage will be placed in a medication box (camp provided), a lockable storage container to be kept at the unit's campsite.
- Each unit will have a Unit Leader who will be assigned a key to the medication box.
- Medication boxes must be store in a locked location, such as a unit trailer or leader vehicle.
- Each day the Unit Leader will complete the Medication Distribution Log. This log will be reviewed by the Health Officer periodically throughout the week.
- At check-out, all medications must be returned to the scout(s) from both the campsite medication box and the Health Officer. All medication boxes and Medication Administration Records must be returned to the Health Officer.

ALL medications MUST be in their ORIGINAL container. Medication not provided in their original container will NOT be accepted. Please only bring the amount of medication needed to get through the week. Scouts on medications must have a completed medication record sheet signed by their parent upon arrival. Those with Epi-pens, inhalers, etc. should bring TWO marked with the scout's full name. An extra shall be kept in the medication box as a precaution. Medications needing refrigerations will be kept in the Health Office.

Special Accomodations:

- **Electrical Needs:** All scouts and scouters needing electricity for medical assisted devices need to notify the council by your two-week out meeting. Camp can provide battery charging in the camp office during the day with your provided battery. No electricity is available at the campsites.
- **Dietary Needs:** All scouts and scouters having special dietary needs and allergies should complete and submit the Dietary Restrictions Form by scanning the QR Code on pg. 3 of this guide. The kitchen staff will take these needs under advisement, and contact you with any necessary questions. Email dietary needs and questions to the Kitchen Manager at cclt.kitchen@gmail.com.
- **Accessible Transportation:** If you require assistance, you must contact the Council Office prior to camp. **No personal ATV's, UTV's, or golf carts are permitted.**

Reference Guide

Camp Security: ALL campers, leaders, and visitors must check-in AND out of camp at the camp office. It is strongly recommended that scouts do not leave camp. All authorized participants are identifiable by a provided wristband. Visitors will be identified with a "visitor tag", and staff will wear appropriate identifying markings. Unauthorized persons are to be reported to the camp office immediately.

Early Release Policy: Any person needing to leave camp outside of the regular check-in/out time, must do so at the camp office. Any person under the age of 18 must have written consent from their parent/legal guardian on file in the camp office if they need to leave with another adult. This form is available in Part A of page 1 of the annual health form.

Medical Form: The Annual Health Form (Form #680-001, 2019 printing) requires an annual physical by youth and adults regardless of age, and signature of a licensed healthcare practitioner. These forms need to be turned in at the two-week prior meeting for every person attending camp. Please keep a copy for your files. Everyone attending CCLT overnight (scouts and adults) must turn in a health history before participating in any camp activities.

The Annual Health and Medical Record is valid for 12 months, and Parts A, B, and C must be completed for all persons attending camp for a length of 72 consecutive hours or longer. Parts A and B must be completed for all persons staying overnight at camp for less than 72 consecutive hours. UNDER NO CIRCUMSTANCE WILL A MEDICAL FORM BE ACCEPTED BY THE CAMP PERSONNEL WITHOUT THE SIGNATURE OF A LICENSED PRACTITIONER (MD, DO, Nurse Practitioner, or Physicians Assistant) for persons staying at camp for more than 72 consecutive hours.

MEDICAL EXAMS WILL NOT BE PROVIDED AT CAMP.

First Aid: The camp provides a Health Officer on-call 24 hours a day. All injuries requiring additional treatment will be sent to Cameron Memorial Hospital. According to BSA policy, the camp must insure that injuries receive full medical attention in a timely manner. The camp will notify parents if additional treatment is required. ALL injuries (no matter how small) must be reported to the camp Health Officer.

Illness: When a scout or scouter's health is in question prior to their arrival at camp, it is better for them to delay their trip to camp. If any camper becomes ill during camp, it must be reported to the Health Officer. If a scout becomes too ill to participate in the program, or is potentially contagious, their parents will be contacted regarding transportation home. The Camp Health Officer and Camp Director may ask ill scouts and scouters to leave camp in order to prevent the spread of illness.

Incident Reports and Medical Bills

The Boy Scouts of America medical insurance does not automatically cover medical bills.

1. The Unit Leader must complete an Incident Report Form with the camp medical staff.
2. All medical bills must be submitted to the person's family insurance.
3. Any portion not covered by the family insurance may be submitted to the BSA insurance by providing all medical bills and insurance statements to the Anthony Wayne Area Council. The Boy Scouts of America medical insurance is a secondary insurance coverage. It is primary coverage for those members without medical insurance.

Camp Fee Schedule: The following payment schedule will be used for Scout Resident Summer Camp. Scouts and adults must register and make payments through their unit Summer Camp Coordinator. Units are responsible for making all payments to the council.

Scout Camper \$365 if paid by May 1. \$385 if paid after May 1. Adult \$155 or \$25/Day

Patrol Sites \$100 deposit per unit (due with reservation). Each tented site includes 5 wall tents on a wood platform with two cots and mattresses. Deposit is credited to your final balance.

Multi-Week Discount: A scout may attend additional sessions for \$290.

Early Bird deposits of \$75/scout are due by March 15, 2024, AND the remaining fee of \$290/scout paid by May 1, 2024 (\$310/scout if paid after May 1). Include names of scouts attending. Newly registered scouts and AOL crossovers are \$365 if paid in full by May 1, 2024. Please indicate the number of AOL graduates and new scouts you will be signing up for camp on all signup sheets and online registration.

Program Fees: Camp fees cover the cost of attending camp. Your scouts will want to have some extra spending money for Trading Post souvenirs. In addition, some merit badges require additional kits/fees to be purchased or paid with your registration.

Workership: Workerships are awarded to scouts needing financial assistance (AWAC scouts only). Applications are due no later than May 1 for Scouts BSA and June 1 for Cubs. Applications will be reviewed by the Council Camping Committee. Units and families will be notified prior to payment deadlines.

What to Pack

Youth - Please bring no more than you will need for six nights at camp. Mark all Items with name and unit number. Pack In a duffel bag or backpack - light is right!

Personal Equipment

Sleeping Bag
Pillow
Pajamas
Duffel Bag or Backpack
Water Bottle/Drinking Cup

Clothes

Official Scout Uniform (Class A)
T-Shirts (4-5)
Shorts (2-3 pairs)
Long Pants (1-2 pairs)
Jacket/Sweatshirt
Swim Suit (scouting appropriate)
Underclothes (6 sets)
Extra Socks (suggested 2/day)
Shoes (2 pairs - boots and athletic shoes)

Carry With You At Orientation

Swim Suit & Towel (wear suit under clothes)
Rain Gear
Water Bottle/Drinking Cup
Pencil & Notebook
All medications and forms

Personal Care Items

Bath Towel & Wash Cloth
Shower Shoes optional
Toothbrush & Toothpaste
Soap
Comb or Brush
Toiletries
Deodorant

Highly Recommended

Flashlights & Batteries
Mosquito Repellent/Netting
Sunscreen (SPF 15+)
Watch
Scout Handbook
Clothes Bag for Dirty Clothes
Camp Chair
Day Pack containing 10 Essentials (with moleskin in first aid kit)
Money for souvenirs and snacks at the Trading Post

Optional Equipment

Camera/Phone (needed for photography merit badge)
Sunglasses
Snacks for Cracker Barrel
Items to trade at Patch/Treasure Trade
Stamps & Envelopes
Religious Materials
Totin Chip
Firem'n Chit
Cyber Chip
Wallet & Money with ID
Fishing Equipment
If theme nights are established, bring appropriate gear (example: Tie-Dye Tuesday - bring either a tie-dye shirt or a white cotton t-shirt to tie-dye)

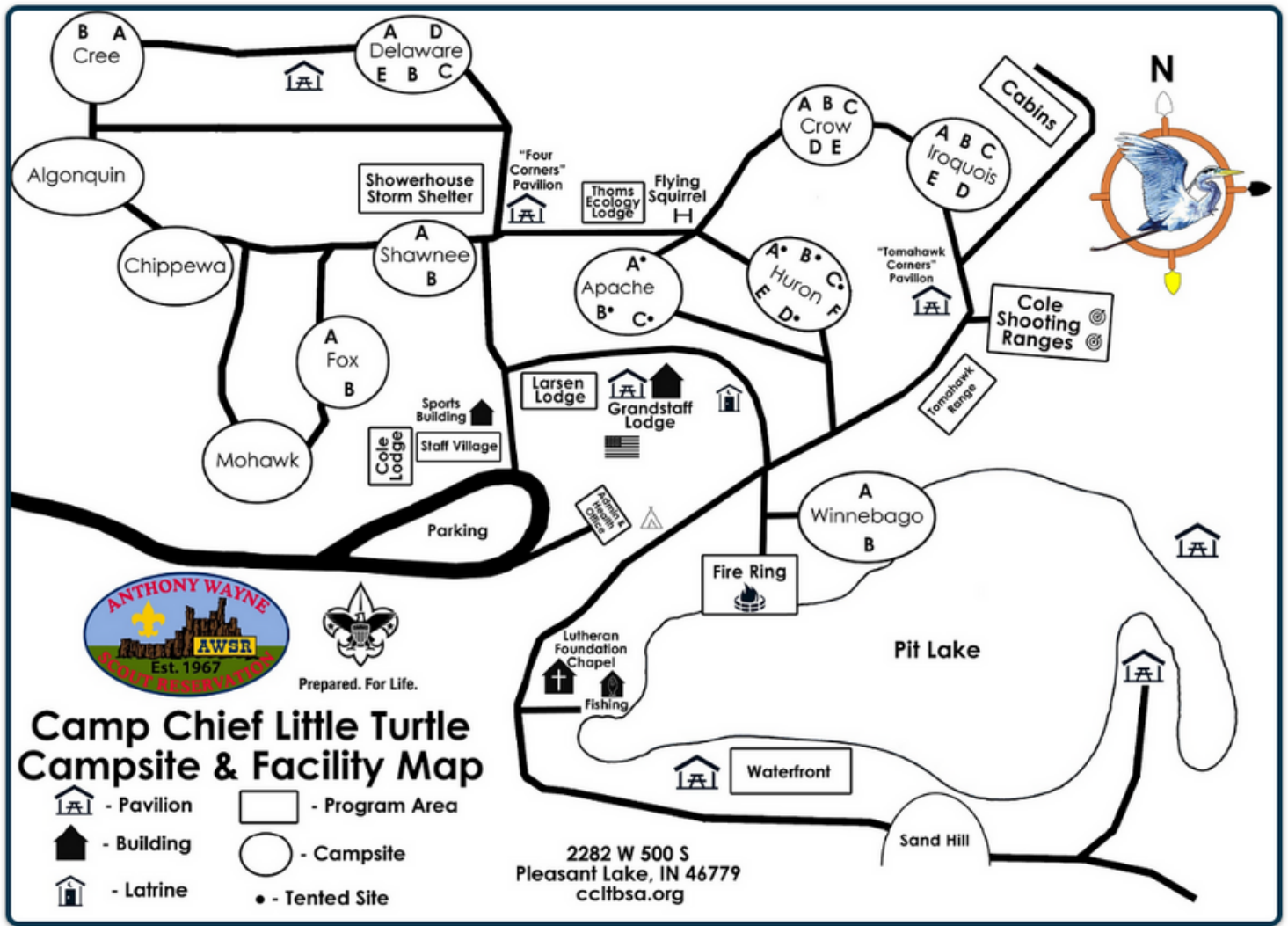
Unit Equipment

Unit Flag
American Flag
Extra Tarps
Props for Favorite Skits
Camp Leader Guide
Emergency Numbers for all Parents
Clipboard
Alarm Clock (battery powered)
Biodegradable soap
Clothes line & pins (50-100ft)
Lantern for latrine light
Hammer
Cooking Equipment (if desired)

DO NOT BRING

Generators
Sheath Knives
Firearms
Alcohol
Drugs
Fireworks
Pets





CAMPSITE DESCRIPTIONS

There are twelve campsites throughout Camp Chief Little Turtle. Each site consists of several patrol sites (some tented and others are non-tented), a pit latrine, wash stand, fire ring, picnic table, and an ample supply of firewood. Each tented patrol site includes 5 wooden platforms, canvas tents, cots, and mattresses. Mosquito nets for all campers are available to check-out through the Camp Quartermaster.

Campsite	Area Type	# of Patrol Sites	Tented/Non-Tented
Algonquin	Long Wooded	1	Non-Tented
Apache	Wooded	3 (A, B, C)	All Sites Tented
Chippewa	Small Wooded	1	Non-Tented
Cree	Wooded	2 (A, B)	Non-Tented
Crow	Large Open Field	5 (A, B, C, D, E)	Non-Tented
Delaware	Wooded	5 (A, B, C, D, E)	Non-Tented
Fox	Large Wooded	2 (A, B)	Non-Tented
Huron	Part Wood/Part Field	6 (A, B, C, D, E, F)	A,B,C & D are Tented; E & F are Non-Tented
Iroquois	Large Open Field	5 (A, B, C, D, E)	Non-Tented
Mohawk	Large Wooded	1	Non-Tented
Shawnee	Large Wooded	2 (A, B)	Non-Tented
Winnebago	Wooded over Lake	2 (A, B)	Non-Tented

Trading Post & Quartermaster Hours

Sunday: 1pm - 5pm
6:30pm - 7:15pm
& after campfire - 10pm

Monday - Thursday: 8:45am-12pm
12:30pm - 5pm
6:30pm - 9:30pm

Friday: 8:45am - 12pm
12:30pm - 5pm
6:30pm - 7:15pm
& after campfire - 10pm

Saturday: 8am - 10am



Meal Rotations

Please arrive at the Dining Hall with your whole unit 5 minutes prior to your scheduled meal time to wash hands and lineup. A staff member will direct you into the Meal Line once your entire unit is accounted for.

You will receive your meal rotation group at the Leader's Meeting on Sunday at 4pm in the Dining Hall. Use the chart below to identify what time your unit will eat each day. **NOTE: The time changes every other day so that each unit can enjoy the benefits of each meal time during their stay.**

	Sun/Mon	Tue/Wed	Thu/Fri
7:15am, 12:15pm, 5:30pm	A	E	C
7:20am, 12:20pm, 5:35pm	B	F	D
7:25am, 12:25pm, 5:40pm	C	A	E
7:30am, 12:30pm, 6:30pm	D	B	F
7:35am, 12:35pm, 6:35pm	E	C	A
7:40am, 12:40pm, 6:40pm	F	D	B